

# Multi-Asset Monthly

## May 2021

18 May 2021

By the Multi-Asset Team

### Snapshot

The US Treasury (UST) market has been an important barometer of the reflation trade for markets this year. Most asset classes have performed in line with movements in UST yields as correlations, whether positive or negative, remain strong. After topping out at 1.74% to end the first quarter, 10-year UST yields have retraced this month, finally taking a breather after aggressively selling off from the beginning of the year. The knock-on effect was a weaker US dollar and growth equities clawing back some of their underperformance relative to value equities. Strong reported earnings for large US technology companies were also supportive of this rotation.

We consider this recent fall in yields to be more of a pause though, with yields likely to grind higher again as growth continues to improve and inflation pressures mount. A gradual rise in yields will support more favourable conditions for risk assets than the more aggressive adjustment witnessed in the first quarter. This gradual normalisation will once again favour value over growth as value stocks benefit from the re-opening that gathers pace in the rest of the world. Higher yields will also provide some support for the US dollar but stronger growth returning to the rest of the world should temper any major bout of US dollar strength that could otherwise damage the recovery story.

One challenge that awaits is navigating the often-conflicting views of central banks and economists on the true nature of inflationary pressures in the post-pandemic recovery. Annual rates of inflation are rising fast as prices rebound from severe interruptions in activity in many sectors of the economy. This bounce back effect seems to suggest price pressures will be transitory although structural changes in supply chains and global trade may suggest otherwise. We are keeping an open mind although we see the potential for elevated uncertainty as investors attempt to determine if such inflation is indeed transitory.

Our chief concern in the months ahead however is markets embracing a “taper tantrum” environment where we return to pricing a more aggressive adjustment in yields. Central bank official cash rates are still very low against a backdrop of a world returning to healthy economic growth while inflation expectations have been slowly rising. However, these expectations appear to be well-anchored as investors contemplate a return to more normal inflation conditions. While there is certainly a transitory nature to some of the inflation pressures beginning to appear, getting a more accurate read on the potential stickiness of price rises will have to wait until the volatile economic readings of 2020 begin to stabilise later this year.

### Cross-asset<sup>1</sup>

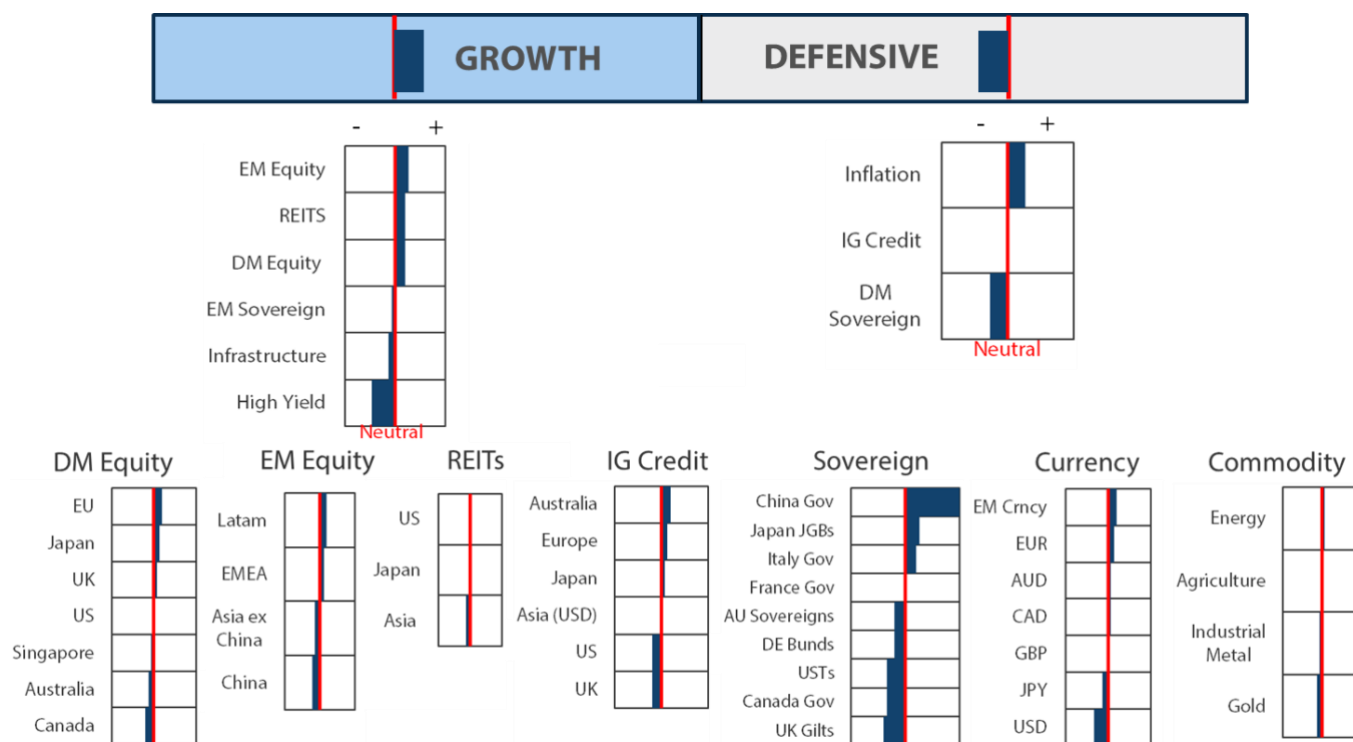
We maintained our positive view on growth assets and negative view on defensive assets. Fixed income markets turned in a better month after markets had re-priced aggressively to steeper yield curves since the beginning of the year. Somehow a pause seemed warranted after central banks were unwavering in their stance of keeping policy accommodative for some time. However, with rapidly improving global growth ahead, we still see only one direction for rates which is eventually up.

As expected, US economic growth has been quite strong due to both monetary and fiscal stimulus coupled with the fast progression of the vaccine rollout. However, as vaccinations slow in the US and ramp up in other parts of the world, starting with Europe, a rotation to growth outside of the US will accelerate. The risk to this outlook is a further sell-off in the US yield curve that could return the dollar to strength and hold back growth in the rest of the world.

We marginally adjusted our relative asset class views, lifting developed market equities and lowering emerging markets (EM), given the headwinds to EM from a slow vaccine rollout. Nevertheless, we still maintain a slight preference for EM as we believe EM will benefit from stronger global growth. We marginally lifted our view on infrastructure as well with the inclusion of master limited partnership (MLPs) exposure to mid-stream energy infrastructure as an undervalued addition that benefits from increased economic activity and higher oil prices. We also marginally upgraded our view on growth currencies at the expense of defensive currencies on the view that less protection is needed against US dollar strength returning, though we are cautious if the long-end of the yield curve resumes its sell-off as quickly as it did in March.

<sup>1</sup> The Multi Asset team's cross-asset views are expressed at three different levels: (1) growth versus defensive, (2) cross asset within growth and defensive assets, and (3) relative asset views within each asset class. These levels describe our research and intuition that asset classes behave similarly or disparately in predictable ways, such that cross-asset scoring makes sense and ultimately leads to more deliberate and robust portfolio construction.

### Asset Class Hierarchy (Team View<sup>1</sup>)



<sup>1</sup>The asset classes or sectors mentioned herein are a reflection of the portfolio manager's current view of the investment strategies taken on behalf of the portfolio managed. The research framework is divided into 3 levels of analysis. The scores presented reflect the team's view of each asset relative to others in its asset class. Scores within each asset class will average to neutral, with the exception of Commodity. These comments should not be constituted as an investment research or recommendation advice. Any prediction, projection or forecast on sectors, the economy and/or the market trends is not necessarily indicative of their future state or likely performances.

## Research views

### Growth assets

After the worst of the COVID-19 market crash in March 2020, markets largely ignored profoundly negative economic data that followed, on hopes that large synchronised stimulus and ultimately the vaccine rollout would bring back global demand. The hopes proved warranted, but markets have been a tad more skittish of late on the concern that strong inflation data may be more than just “transitory” as the US Federal Reserve (Fed) still insists.

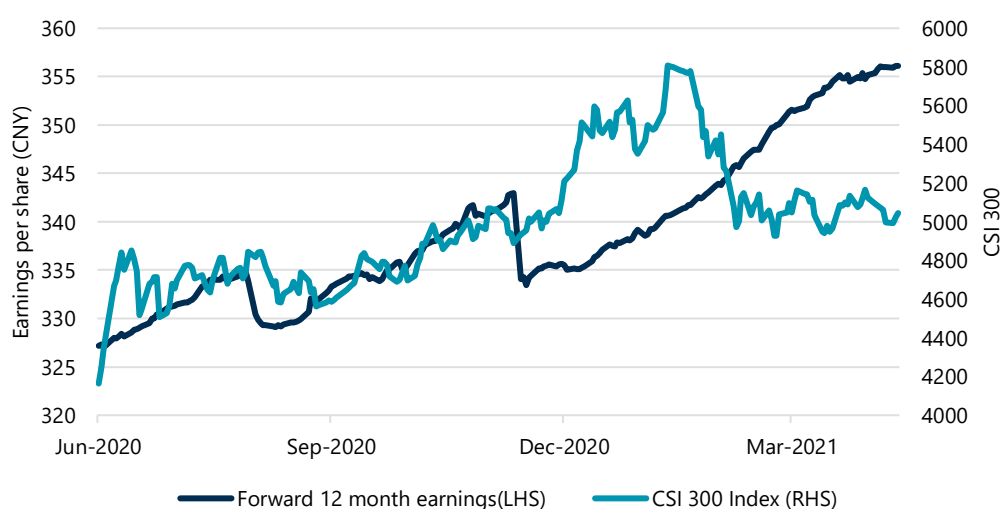
Based on the strong economic recovery that will continue to accelerate, the outlook for growth assets remains quite positive. However, different than the “Goldilocks” scenario where growth remains strong, but not too strong to precipitate tightening, markets are likely going to continue to question the Fed’s resolve to keep policy easy until inflationary pressures visibly retreat as predicted.

Even if the Fed does taper later this year while setting a course for rate hikes in 2022, policy will still be a long way from tight to the extent that growth would be impeded. In such an environment, growth is the safer asset than fixed income “defensives” where highly compressed yields will inevitably expand. Nevertheless, elevated uncertainty surrounding the transitory nature of inflation and the Fed’s resolve to keep policy easy will keep markets on edge and volatility elevated.

### China equities looking cheaper while headwinds remain

We have been somewhat negative on China, partly for the tightening headwinds, but more for the regulatory risk hitting the tech sector. This has been exacerbated by the rotation from growth to value, while China as a whole is tech-heavy. We still think these are viable headwinds but ultimately price is guided by earnings prospects and, so far, consensus earnings forecasts are still quite sanguine relative to the much gloomier price action over the last two months. If analysts are correct in the forecasts, China equities are starting to look relatively cheap.

**Chart 1: China forward earnings still robust, despite market sell-off**



Source: Bloomberg, May 2021

Markets are often correct in their forward-looking assessments, but not always. Because the China market has been historically driven by liquidity that determines retail sentiment, the knee jerk reaction is to sell on any indication that the government is tightening policy. However, China’s current focus on quality growth (avoiding bubbles and busts) means that growth momentum can continue despite targeted tightening at the margin.

However, China does use strong growth to push its reform agenda and, currently, authorities are taking aim at monopolistic portions of the tech market such as fintech. In the long run, this is probably a good thing but in the near term, uncertainty remains high and the consensus forecasts may not be adequately discounting these risks.

We have liked secular growth including tech in the US, China and North Asia, but we are cautious about the speed of the rotation from growth to value as inflation pressures are building on a global scale. Currently, markets are fixated on the transitory nature of inflationary pressures because if it proves stickier, the concern is that central banks will have to move more quickly in which case the rotation from growth to value would likely accelerate.

### Conviction views on growth assets

- Reduced conviction view on EM: We reduced our conviction view on EM, once again—both equities and fixed income. While the dollar has returned to weakness, which is positive for EM, the path for the dollar remains uncertain given the unsteadiness of long-term rates. EM is also benefiting from strong commodity prices and improving global demand. However, it is becoming increasingly apparent that EM is far from exiting the COVID-19 crisis between the slow speed of the vaccine rollout and now new variants that are hitting places such as India very badly.
- Lifting Infrastructure and DM equities: Against the decrease to EM, we lifted Infrastructure by one notch to just under neutral as a relatively more defensive growth asset. We also became more positive on DM equities that stand to benefit from an accelerating vaccine rollout.
- Less conviction on relative performance within DM equities: We reduced our positive view on Japan equities given the COVID-19-related headwinds of a slow vaccine rollout and new outbreaks. We also became less positive on Singapore owing to new lockdowns connected with the India variant. We lifted the US back to neutral and reduced our negative view on Australia, overall compressing the dispersion of scores for having less conviction on relative performance within the asset class.

### Defensive assets

There was no change to our negative view on defensive assets this month. Global bond yields have found support over the last few months, failing to reach new highs, but significant challenges lie ahead. The Fed continues to describe rising inflation pressures as linked to the reopening of its economy and likely to be transitory. However, this may prove to be wishful thinking as the global recovery gathers steam and businesses regain pricing power. Vaccinations are proceeding rapidly across the US and UK but have lagged elsewhere. In the meantime, fiscal and monetary support continues to fill in for any demand gaps. This combination of improving growth outlooks and growing inflation pressures will keep upward pressure on bond yields.

Credit spreads are now historically tight, reflecting market expectations for a strong global economic recovery coming out of the worst of the pandemic. Corporate credit quality should rapidly improve in this environment, but such optimism is also likely to push benchmark government yields higher. This will result in only modest corporate bond returns, although the higher running yield still makes them preferable to sovereign bonds.

We have also maintained our favourable view on inflation assets within the defensive sectors. Central banks continue to frame the approaching lift in inflation as transitory but highly accommodative monetary and

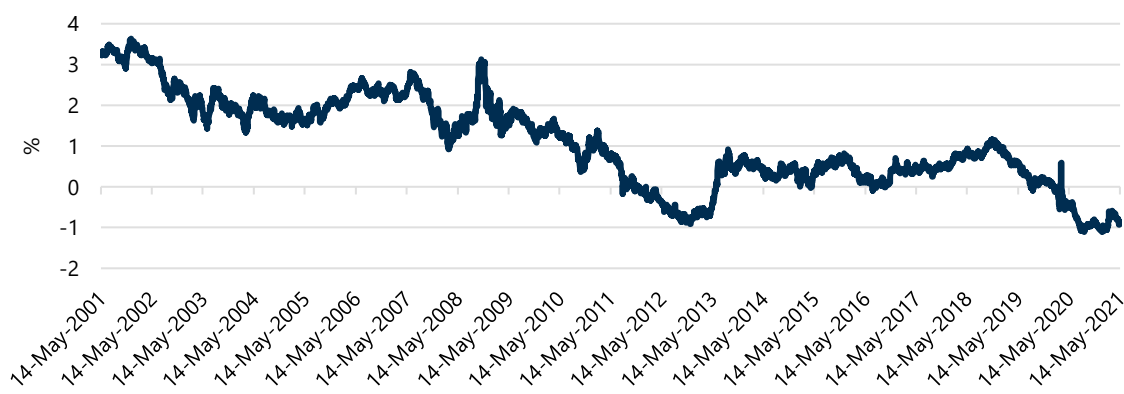
fiscal policies may lead to a longer lasting inflationary environment. This shift will continue to support inflation-protected assets.

### Only the Fed could love negative real yields

The US inflation debate has begun in earnest with Fed officials on one side and concerned bond investors on the other. The recent data on inflation has been unequivocally strong although it is also true that the annual figures have been flattered by base effects. The Fed cites this factor as well as others to argue that the price pressures of today, and the near future, will prove to be transitory. While many bond investors will appreciate the Fed's efforts to calm the market's inflation nerves, we believe there is a more fundamental issue facing potential buyers of USTs.

If we assume that the general goal of investors is to generate a return that exceeds the rate of inflation over time, then the current real yield of USTs presents a problem. Namely, it's deeply negative. Chart 2 shows the US 10-year real yield over the last 20 years. The two periods where this rate goes negative are when the Fed is pulling out all stops to stimulate the economy and conducting large-scale asset purchases. This stands to reason as the Fed's motivation for buying bonds is a function of monetary policy and not the expected investment return offered by their purchases. In other words, the Fed is largely agnostic about the rate of return offered by US Treasuries.

**Chart 2: US 10-year TIPS real yield**



Source: Bloomberg, May 2021.

Investors, on the other hand, don't have the same luxury to accept negative real returns. When we look ahead to the Fed eventually reducing its quantitative easing programme in the face of much larger federal debt, we wonder how receptive investors will be to taking up the slack left by the Fed. At current negative real yields, we suspect it will be a bitter pill to swallow unless there is an adjustment towards more palatable levels. At a minimum, the benchmark 10-year real yield will need to be slightly positive, in our view.

If we assume that any inflation problems are manageable and the Fed gets its inflation average of 2%, then 10-year UST yields would need to rise to at least 2% to make them generate a non-negative real return for investors. Barring this, we find it difficult to see investors lining up to fund the US deficit at a negative real return. Of course, real yields could adjust through the rate of inflation falling faster than nominal bond yields, but the current climate suggests that the risks lie in the other direction.

### Conviction views on defensive assets

- China government bonds are preferred safe haven: China's government bonds offer much higher yields and lower volatility than traditional developed market sovereign bonds.

- Caution on US Treasuries: Rising inflation pressures and negative real yields are troublesome for USTs as the Fed will eventually reduce its bond buying.

### Process

In-house research to understand the key drivers of return:

Valuation	Momentum	Macro
Quant models to assess relative value	Quant models to measure asset momentum over the medium term	Analyse macro cycles with tested correlation to asset
Example for equity use 5Y CAPE, P/B & ROE	Used to inform valuation model	Monetary policy, fiscal policy, consumer, earnings & liquidity cycles
Example		
+	N	N
Final Score +		



**Important information:** This document is prepared by Nikko Asset Management Co., Ltd. and/or its affiliates (**Nikko AM**) and is for distribution only under such circumstances as may be permitted by applicable laws. This document does not constitute personal investment advice or a personal recommendation and it does not consider in any way the objectives, financial situation or needs of any recipients. All recipients are recommended to consult with their independent tax, financial and legal advisers prior to any investment. This document is for information purposes only and is not intended to be an offer, or a solicitation of an offer, to buy or sell any investments or participate in any trading strategy. Moreover, the information in this document will not affect Nikko AM's investment strategy in any way. The information and opinions in this document have been derived from or reached from sources believed in good faith to be reliable but have not been independently verified. Nikko AM makes no guarantee, representation or warranty, express or implied, and accepts no responsibility or liability for the accuracy or completeness of this document. No reliance should be placed on any assumptions, forecasts, projections, estimates or prospects contained within this document. This document should not be regarded by recipients as a substitute for the exercise of their own judgment. Opinions stated in this document may change without notice. In any investment, past performance is neither an indication nor guarantee of future performance and a loss of capital may occur. Estimates of future performance are based on assumptions that may not be realised. Investors should be able to withstand the loss of any principal investment. The mention of individual securities, sectors, regions or countries within this document does not imply a recommendation to buy or sell.

Nikko AM accepts no liability whatsoever for any loss or damage of any kind arising out of the use of all or any part of this document, provided that nothing herein excludes or restricts any liability of Nikko AM under applicable regulatory rules or requirements. All information contained in this document is solely for the attention and use of the intended recipients. Any use beyond that intended by Nikko AM is strictly prohibited.

**Japan:** The information contained in this document pertaining specifically to the investment products is not directed at persons in Japan nor is it intended for distribution to persons in Japan. Registration Number: Director of the Kanto Local Finance Bureau (Financial Instruments firms) No. 368 Member Associations: The Investment Trusts Association, Japan/Japan Investment Advisers Association. United Kingdom and rest of Europe: This document is communicated by Nikko Asset Management Europe Ltd, which is authorised and regulated in the United Kingdom by the Financial Conduct Authority (the FCA) (FRN 122084). This document constitutes a financial promotion for the purposes of the Financial Services and Markets Act 2000 (as amended) (FSMA) and the rules of the FCA in the United Kingdom, and is directed at professional clients as defined in the FCA Handbook of Rules and Guidance.

**United States:** This document may not be duplicated, quoted, discussed or otherwise shared without prior consent. Any offering or distribution of a Fund in the United States may only be conducted via a licensed and registered broker-dealer or a duly qualified entity. Nikko Asset Management Americas, Inc. is a United States Registered Investment Adviser.

**Singapore:** This document is for information to institutional investors as defined in the Securities and Futures Act (Chapter 289), and intermediaries only. Nikko Asset Management Asia Limited (Co. Reg. No. 198202562H) is regulated by the Monetary Authority of Singapore.

**Hong Kong:** This document is for information to professional investors as defined in the Securities and Futures Ordinance, and intermediaries only. The contents of this document have not been reviewed by the Securities and Futures Commission or any regulatory authority in Hong Kong. Nikko Asset Management Hong Kong Limited is a licensed corporation in Hong Kong.

**New Zealand:** This document is issued in New Zealand by Nikko Asset Management New Zealand Limited (Company No. 606057, FSP22562). It is for the use of wholesale clients, researchers, licensed financial advisers and their authorised representatives only.

**Kingdom of Bahrain:** The document has not been approved by the Central Bank of Bahrain which takes no responsibility for its contents. No offer to the public to purchase the Strategy will be made in the Kingdom of Bahrain and this document is intended to be read by the addressee only and must not be passed to, issued to, or shown to the public generally.

**Kuwait:** This document is not for general circulation to the public in Kuwait. The Strategy has not been licensed for offering in Kuwait by the Kuwaiti Capital Markets Authority or any other relevant Kuwaiti government agency. The offering of the Strategy in Kuwait on the basis a private placement or public offering is, therefore, restricted in accordance with Decree Law No. 7 of 2010 and the bylaws thereto (as amended). No private or public offering of the Strategy is being made in Kuwait, and no agreement relating to the sale of the Strategy will be concluded in Kuwait. No marketing or solicitation or inducement activities are being used to offer or market the Strategy in Kuwait.

**Kingdom of Saudi Arabia:** This document is communicated by Nikko Asset Management Europe Ltd (Nikko AME), which is authorised and regulated by the Financial Services and Markets Act 2000 (as amended) (FSMA) and the rules of the Financial Conduct Authority (the FCA) in the United Kingdom (the FCA Rules). This document should not be reproduced, redistributed, or sent directly or indirectly to any other party or published in full or in part for any purpose whatsoever without a prior written permission from Nikko AME.

This document does not constitute investment advice or a personal recommendation and does not consider in any way the suitability or appropriateness of the subject matter for the individual circumstances of any recipient. In providing a person with this document, Nikko AME is not treating that person as a client for the purposes of the FCA Rules other than those relating to financial promotion and that person will not therefore benefit from any protections that would be available to such clients.

Nikko AME and its associates and/or its or their officers, directors or employees may have or have had positions or material interests, may at any time make purchases and/or sales as principal or agent, may provide or have provided corporate finance services to issuers or may provide or have provided significant advice or investment services in any investments referred to in this document or in related investments. Relevant confidential information, if any, known within any company in the Nikko AM group or Sumitomo Mitsui Trust Holdings group and not available to Nikko AME because of regulations or internal procedure is not reflected in this document. The investments mentioned in this document may not be eligible for sale in some states or countries, and they may not be suitable for all types of investors.

**Oman:** The information contained in this document neither constitutes a public offer of securities in the Sultanate of Oman as contemplated by the Commercial companies law of Oman (Royal decree 4/74) or the Capital Markets Law of Oman (Royal Decree 80/98), nor does it constitute an offer to sell, or the solicitation of any offer to buy non-Omani securities in the Sultanate of Oman as contemplated by Article 139 of the Executive Regulations to the Capital Market law (issued by Decision No. 1/2009). This document is not intended to lead to the conclusion of any contract of whatsoever nature within the territory of the Sultanate of Oman.

**Qatar (excluding QFC):** The Strategies are only being offered to a limited number of investors who are willing and able to conduct an independent investigation of the risks involved in an investment in such Strategies. The document does not constitute an offer to the public and should not be reproduced, redistributed, or sent directly or indirectly to any other party or published in full or in part for any purpose whatsoever without a prior written permission from Nikko Asset Management Europe Ltd (Nikko AME). No transaction will be concluded in your jurisdiction and any inquiries regarding the Strategies should be made to Nikko AME.

**United Arab Emirates (excluding DIFC):** This document and the information contained herein, do not constitute, and is not intended to constitute, a public offer of securities in the United Arab Emirates and accordingly should not be construed as such. The Strategy is only being offered to a limited number of investors in the UAE who are (a) willing and able to conduct an independent investigation of the risks involved in an investment in such Strategy, and (b) upon their specific request.

The Strategy has not been approved by or licensed or registered with the UAE Central Bank, the Securities and Commodities Authority or any other relevant licensing authorities or governmental agencies in the UAE. This document is for the use of the named addressee only and should not be given or shown to any other person (other than employees, agents or consultants in connection with the addressee's consideration thereof).

No transaction will be concluded in the UAE and any inquiries regarding the Strategy should be made to Nikko Asset Management Europe Ltd.

**Republic of Korea:** This document is being provided for general information purposes only, and shall not, and under no circumstances is, to be construed as, an offering of financial investment products or services. Nikko AM is not making any representation with respect to the eligibility of any person to acquire any financial investment product or service. The offering and sale of any financial investment product is subject to the applicable regulations of the Republic of Korea. Any interests in a fund or collective investment scheme shall be sold after such fund is registered under the private placement registration regime in accordance with the applicable regulations of the Republic of Korea, and the offering of such registered fund shall be conducted only through a locally licensed distributor.